



Best Stocks

for the
Next **30**
Days



ZACKS

| Our Research.
Your Success.

\$99
VALUE

Contents

Introduction	2
Bonanza Creek Energy, Inc. (BCEI)	3
BP plc (BP)	4
Funko (FNKO)	5
Liberty Media Formula One Group (FWONA)	6
Interactive Corp (IAC)	7
J. Jill (JILL)	8
NetApp (NTAP)	9
Note to Reader	10
What to Do Next	10

Introduction

The predictive ability of the Zacks Rank cannot be denied. In fact, since 1988, if you invested in Zacks Rank #1 stocks, you would have averaged a gain of +25% per year.*

Now, in this report, you'll receive highlights on 7 stocks from the more than 200 companies that compose the coveted Zacks #1 Rank List. Remember only 5% of all stocks covered by the proprietary Zacks Rank system have the promise and potential to beat the market in the next 30 days like these Strong Buy stocks.

Inside this report, you'll discover the company financials, earnings data and analysis of these 7 promising companies.

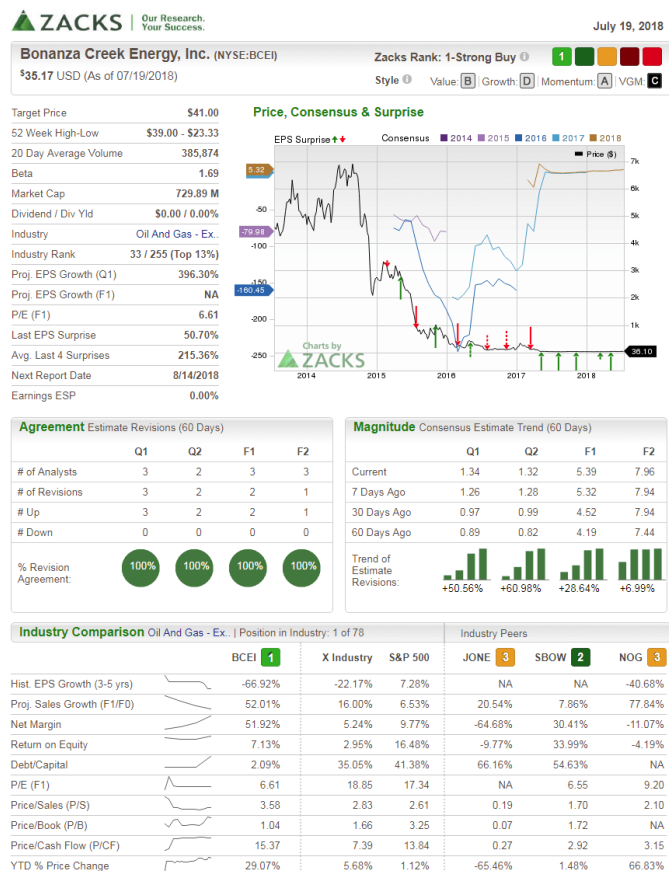
Bonanza Creek Energy, Inc. (BCEI)

Bonanza Creek Energy, Inc. (BCEI) is a small cap exploration and production company. On May 8, it reported first quarter earnings of \$1.07 that easily blew by the Zacks Consensus Estimate of \$0.71, which was a beat of 50.7%.

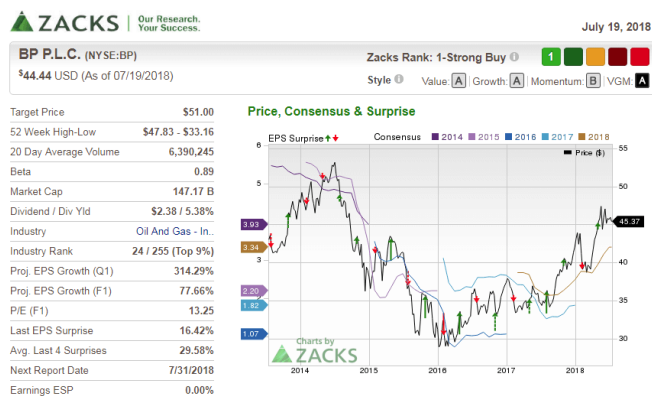
Net revenue jumped to \$64.2 million from \$52.6 million in the first quarter of 2017 thanks to increased commodity price and greater oil-weighted production.

With crude surging above \$70, it's not surprising that analysts believe Bonanza is poised to cash in. For the year, the Zacks Consensus Estimate rose to \$5.32 from \$4.52 over the last week. That's earnings growth of 293% as it made only \$1.34 last year. Bonanza shares are up 29% year-to-date but they're still cheap due to the surge in earnings.

And now would you like to see all of today's Zacks Rank #1 Strong Buys? [Click here »](#)

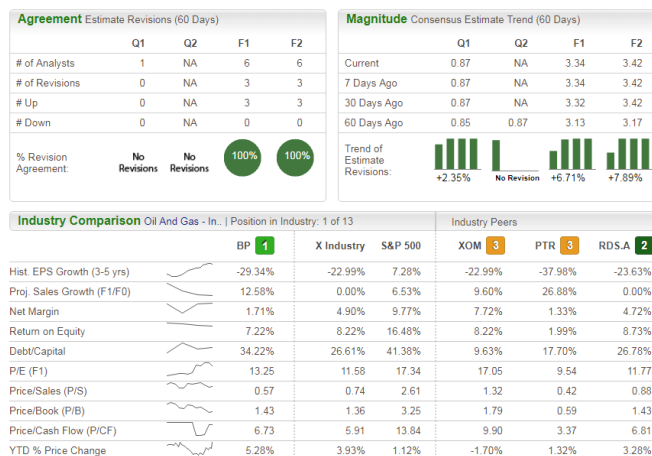


BP plc (BP)



BP plc (BP) is one of the world's largest petroleum and petrochemicals companies. Its next report is expected to be out about a month from now.

Current consensus estimates are calling for earnings of \$0.87 per share, which would mark growth of more than 314% year over year.



The Zacks Consensus Estimate for BP's full-year 2018 earnings has been trending upward recently. Rising oil prices have led many investors to consider adding strong oil stocks to their portfolios, and BP certainly looks like a great candidate. Its earnings outlook is improving, its business is solid, and its valuation is attractive.

And now would you like to see all of today's Zacks Rank #1 Strong Buys? [Click here »](#)

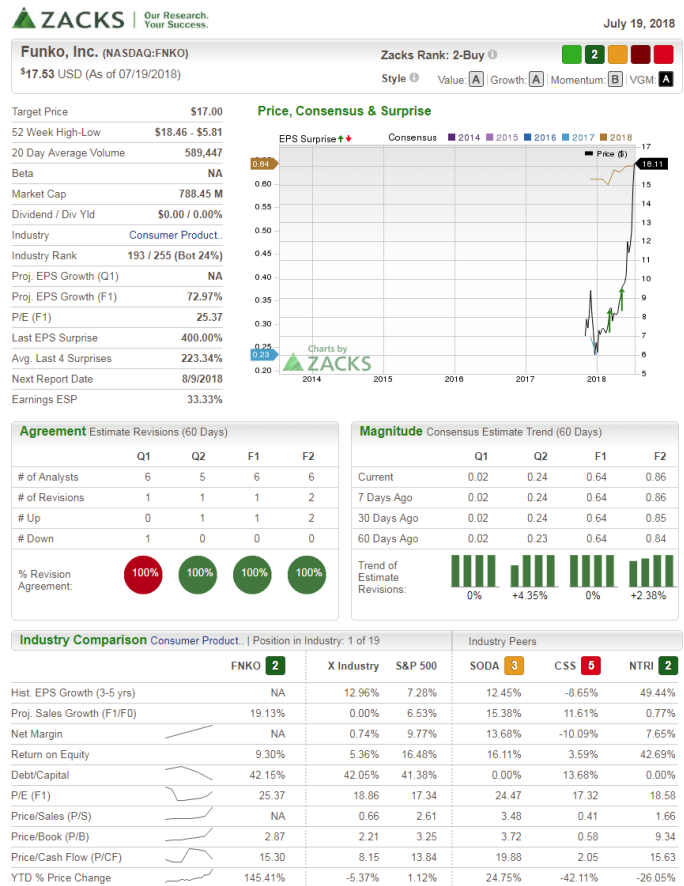
Funko (FNKO)

Funko (FNKO) is a pop culture consumer products company that designs, sources and distributes licensed pop culture products.

There have been a total of three reports and, importantly, the year over year revenue rate has been higher for each report. In the two quarters that Zacks had estimates for, there have been two monster beats.

That should give investors confidence that the next report that could come in early August could be another beat. At present, the Zacks Consensus Estimate stands at \$123M in revenue and EPS of \$0.02 for the Fiscal second quarter of 2018.

And now would you like to see all of today's Zacks Rank #1 Strong Buys? [Click here »](#)



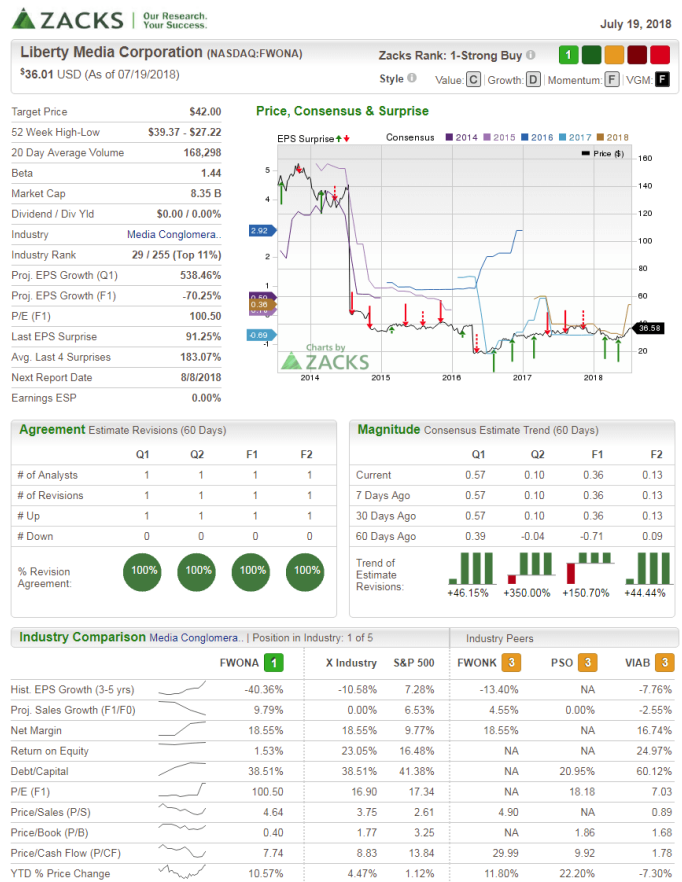
Liberty Media Formula One Group (FWONA)

Liberty Media Formula One Group (FWONA) owns 100% of the iconic Formula One motorsports business.

In addition, it owns 15% of the MLB's Atlanta Braves, 33% of Associated Partners LP, a 34% stake in Live Nation Entertainment and parts of several other businesses.

Over the last thirty days, analysts have dramatically increased their estimates for the current quarter and current year. This is coming on the heels of last quarter's earnings report where the company reporting just a 7-cent loss versus expectations calling for an 80-cent loss. In the previous quarter, earnings came in at \$1.79 despite analysts expecting a 26-cent loss.

And now would you like to see all of today's Zacks Rank #1 Strong Buys? [Click here »](#)



Interactive Corp (IAC)

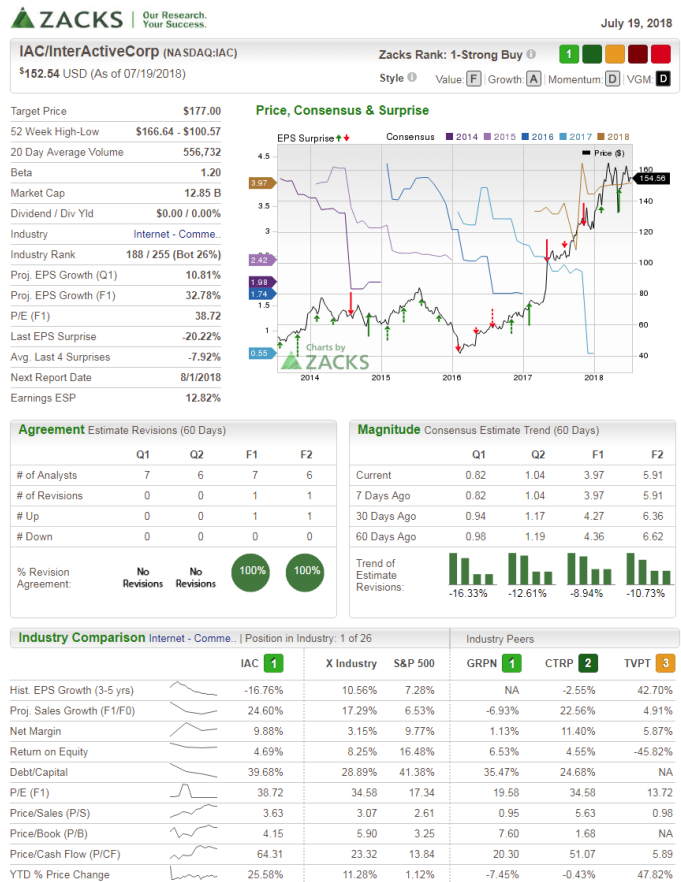
Interactive Corp (IAC) owns approximately 150 brands across a wide swath of media, though it is most closely associated with Match Group (MTCH).

The online dating company contributes as much as 40% of IAC's revenue and more than half of EBITDA in any given quarter.

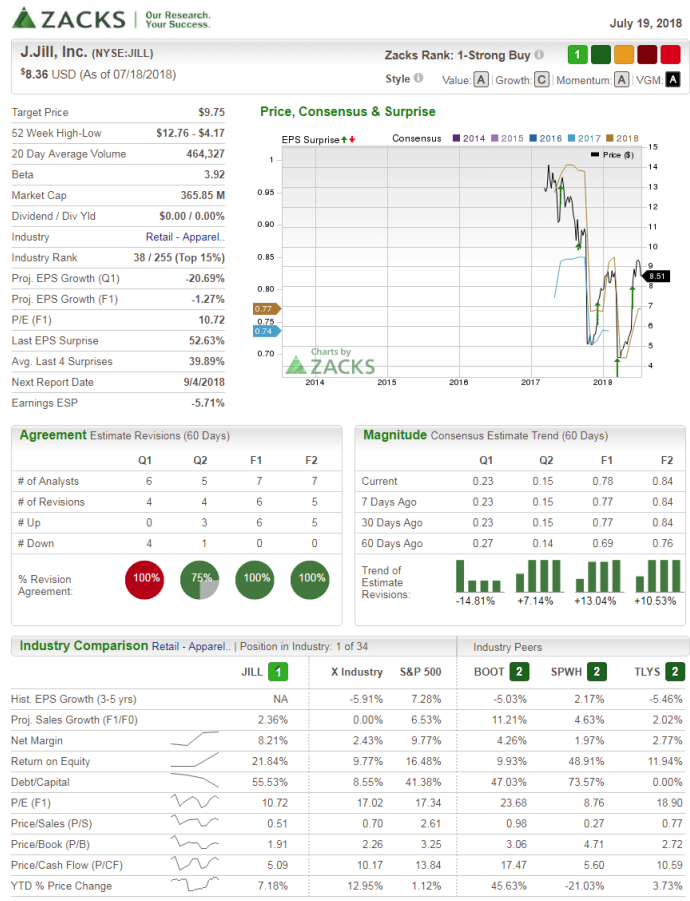
Shares of both MTCH and IAC plunged 25% and 20%, respectively, after Facebook announced their own dating functionality. But Facebook has yet to produce a dating app and the companies have both rebounded sharply with an aggressive media campaign and the earnings to back it up.

The selloff was barely a blip on the radar and one good report got the shares rallying to basically right back where they started. While the market has an unfortunate tendency to over-react to bad news, savvy investors stay the course and even add to positions in the face of panic selling.

And now would you like to see all of today's Zacks Rank #1 Strong Buys? [Click here »](#)



J. Jill (JILL)



J. Jill (JILL) is a leading omni-channel retailer of women's apparel, accessories, and footwear.

This Zacks Rank #1 (Strong Buy) is in an industry that ranks in the Top 17% of our Zacks Industry Rank.

Analysts have been increasingly bullish since a new CEO joined the company. Linda Heasley joined in April after being on the Board for a little over a year.

She has been able to quickly identify three key assets: their existing stores, their e-commerce platform and their catalog. This has led to some seriously bullish revisions to current year and next year EPS numbers.

A couple of big earnings surprises in a row have helped the stock recover from plummeting to all-time lows under \$5 earlier in the year. Currently JILL has a good bit of momentum behind the name.

And now would you like to see all of today's Zacks Rank #1 Strong Buys? [Click here »](#)

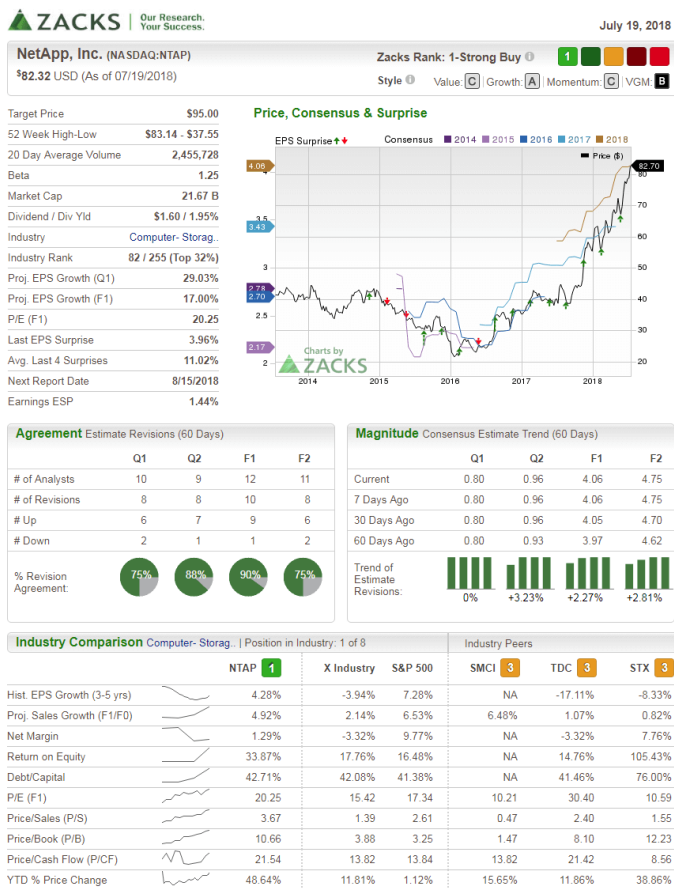
NetApp (NTAP)

NetApp (NTAP) provides enterprise storage and data management software and hardware products and services.

The company reported strong results for its fiscal fourth-quarter 2018 ended April 27, 2018. Non-GAAP earnings of 1.05 per share were ahead of the Zacks Consensus Estimate of \$1.01.

Earnings surged 22.1% year-over-year and were also above the management's guidance. Revenues were up 11% from the year-ago quarter, and also beat the Zacks Consensus Estimate. After a strong quarterly report, analysts have significantly raised their estimates for the company. The stock is up almost 50% this year, but trading at about 20 times forward earnings, it does not look too expensive.

And now would you like to see all of today's Zacks Rank #1 Strong Buys? [Click here »](#)



Note to Reader

In addition to our 7 Best, you can see each day's full, updated list of 220 Zacks Rank #1 Strong Buy stocks free of charge. This is the list that has more than doubled the S&P 500 from 1988-2017 with an average gain of +25% per year. It's a great place to start your stock search. Plus you can also access our full list of must-avoid Strong Sells and other private research not available on zacks.com. [See the stocks free »](#)

What to Do Next

In addition to the hand-selected picks included in this special report, you can move yourself way ahead of the crowd in any market environment with the following:

- As part of this free report, you will now receive our free daily e-newsletter, *Profit from the Pros*. Each morning, Executive Vice President Kevin Matras will summarize the market, what it means for investors and what to do next. Plus you get links to articles featuring some of our top stock, ETF and mutual fund recommendations. Be sure to look for it in your email inbox before the markets open every day.
- Now you should bookmark our homepage to take advantage of one of the most complete investment websites around.

Go there now: www.zacks.com

Disclaimer

©Copyright 2018 Zacks Investment Research

Zacks.com provides investment resources and informs you of these resources, which you may choose to use in making your own investment decisions. Zacks is providing information on this resource to you subject to the Zacks "Terms and Conditions of Service" disclaimer. www.zacks.com/disclaimer.

*Past performance is no guarantee of future results. Inherent in any investment is the potential for loss. This material is being provided for informational purposes only and nothing herein constitutes investment, legal, accounting or tax advice, or a recommendation to buy, sell or hold a security. No recommendation or advice is being given as to whether any investment is suitable for a particular investor. It should not be assumed that any investments in securities, companies, sectors or markets identified and described were or will be profitable. All information is current as of the date of herein and is subject to change without notice. Any views or opinions expressed may not reflect those of the firm as a whole. Zacks Investment Research is not a licensed securities dealer, broker or US investment adviser or investment bank. The Zacks #1 Rank Performance covers a period beginning on January 1, 1988 through December 31, 2017. These returns are from hypothetical portfolios consisting of stocks with Zacks Rank # 1 that were rebalanced monthly (see additional details regarding rebalancing below) with zero transaction costs. These are not the returns of actual portfolios of stocks. Zacks Rank #1 stock-rating system returns are computed monthly based on the beginning of the month and end of the month Zacks Rank #1 stock prices plus any dividends received during that particular month. A simple, equally-weighted average return of all Zacks Rank #1 stocks is calculated to determine the monthly return. The monthly returns are then compounded to arrive at the annual return. Only Zacks Rank #1 stocks included in Zacks hypothetical portfolios at the beginning of each month are included in the return calculations. Zacks Rank #1 stocks can, and often do, change throughout the month. Certain Zacks Rank #1 stocks for which no month-end price was available, pricing information was not collected, or for certain other reasons have been excluded from these return calculations. The S&P 500 is an unmanaged index. Visit www.zacks.com/performance for information about the performance numbers displayed above.